
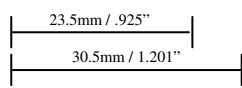







# T-Rex SE CDE

## Linkage Lengths Sheet

(A) Linkage Rod x2 Blade Grip to Mixing Lever	<p>9mm / .354"</p> 	<p>1st line - Rod Length 2nd Line - Center to Center 3rd Line - Overall (Outside) Length</p>
(B) Linkage Rod x2 Flybar Control to Washout Base	<p>12.5mm / .492"</p> 	<p>Mainshaft <span style="margin-left: 20px;">5mm (Top)</span> <span style="margin-left: 20px;">4mm (Bottom)</span></p>
(D) Linkage Rod x2 Swashplate to Mixing Lever	<p>32mm / 1.260"</p> 	
(M) Servo Linkage Rod x1 Aileron Servo to Swashplate	<p>19mm / .748"</p> 	
(N) Servo Linkage Rod x1 Pitch Servo to Swashplate	<p>33mm / 1.299"</p> 	
(O) Servo Linkage Rod x1 Elevator Servo to Swashplate	<p>28mm / 1.102"</p> 	

Created by Harv  
c.harvey@sasktel.net  
v. 5

MAKE SURE to print with Page Scaling set to None or the measurements will be incorrect!

Measure this line with a ruler: 

If it is 5"/127mm, the sheet has been printed correctly.